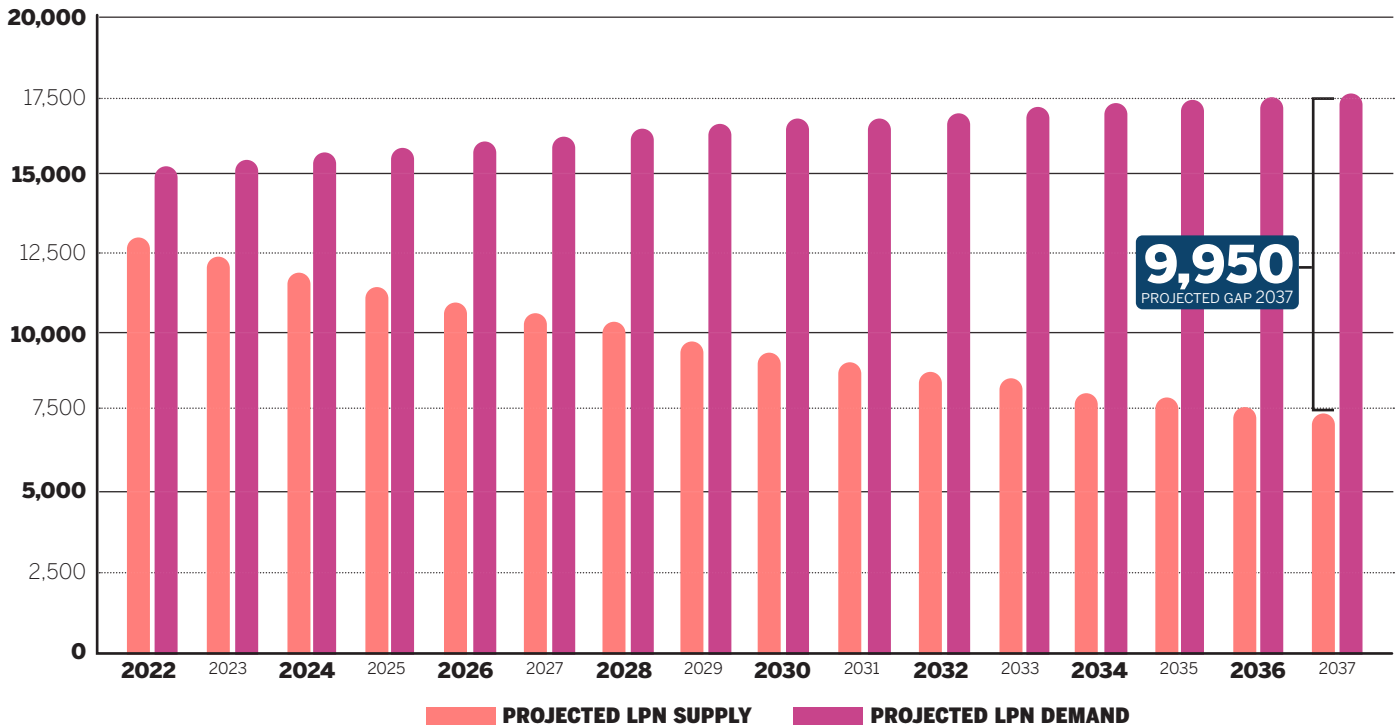


Is there a shortage of LPNs in Indiana?

LPN DEMAND IS OUTPACING SUPPLY



NUMBER OF LPN OPENINGS IN INDIANA

1,348

in 2023-24

463:1

NATIONAL AVERAGE: 437:1

INDIANA'S LPN TO POPULATION PROVIDER RATIO

INDIANA'S LPN PROVIDER RATIO RANKING

#23 TEXAS	453:1
#24 KENTUCKY	463:1
#25 INDIANA	463:1
#26 FLORIDA	466:1
#27 NEW HAMP.	472:1

Indiana is ranked right in the middle at number 25 for LPN to population ratio.

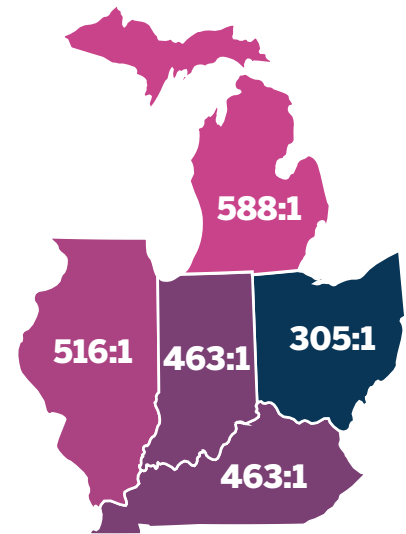
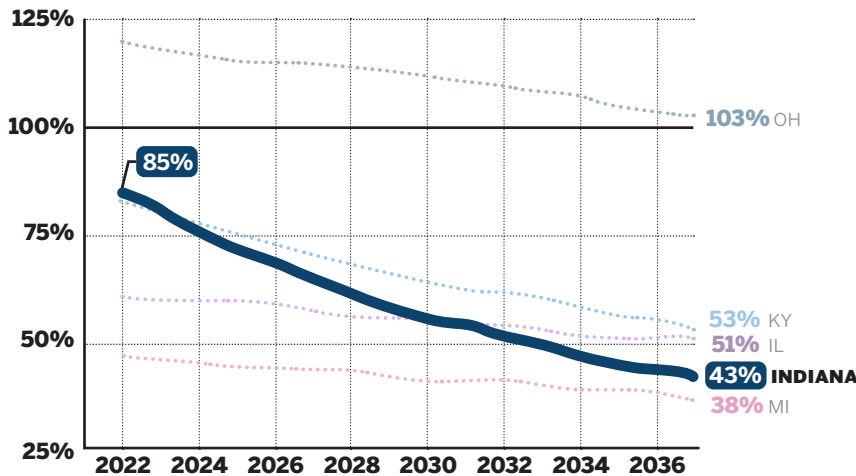
Indiana currently faces a shortage of LPNs, and this shortage is projected to grow significantly over time.

Nationally, from 2022 to 2037, the total supply of LPNs is projected to decline by 73,100, a 12% decrease over this period, while the total demand for LPNs is projected to grow by 159,310, a 23% increase over the same period.

By 2037, the national supply of LPNs will only meet 64% of the projected demand, indicating a significant shortage nationwide.

HOW INDIANA COMPARES REGIONALLY

% OF NEED BEING MET OVER TIME



REGIONAL LPN PROVIDER RATIOS

Indiana is right around the middle of the pack compared to neighboring states for LPN provider ratio, with 463 people per LPN.

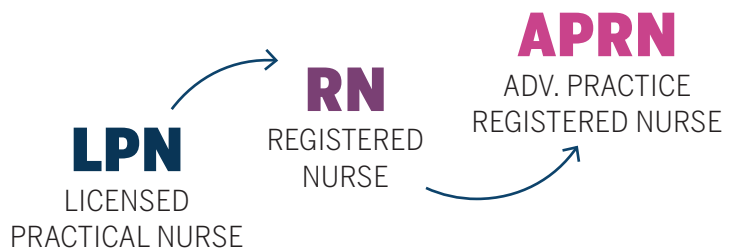
There is a shortage of LPNs in Indiana. The Health Resources and Services Administration (HRSA) manages data on the health workforce, including LPNs. According to workforce projections done by HRSA, Indiana currently only has 72% of the LPNs necessary based on our population needs. HRSA estimates that the shortage of providers will only get worse. In 2037, HRSA estimates that Indiana will only have 43% of the LPNs that Hoosiers will require.



AVERAGE LPN ANNUAL SALARY COMPARED TO NEIGHBORING STATES

ILLINOIS	\$64,690
MICHIGAN	\$61,690
INDIANA	\$59,640
OHIO	\$57,100
KENTUCKY	\$55,100

NURSING CAREER LADDER



There are several levels of nursing roles. The LPN role is a well-documented and acknowledged step in the possible nursing career progression. While some professionals may spend their entire careers as LPNs, others may choose to move into roles with higher levels of responsibility such as registered nursing or advanced nursing requiring masters or doctoral education.

Sources: 2022-2023 [Area Health Resources Files State and National Level Data](#), [U.S. Census State Population Totals and Components of Change: 2020-2024](#), [HRSA Workforce Projections, Licensed Practical and Licensed Vocational Nurses, 2024-2025 LPN Salary: Figures and Salaries by State](#), [IntelyCare](#), [American Nursing Association](#)

