





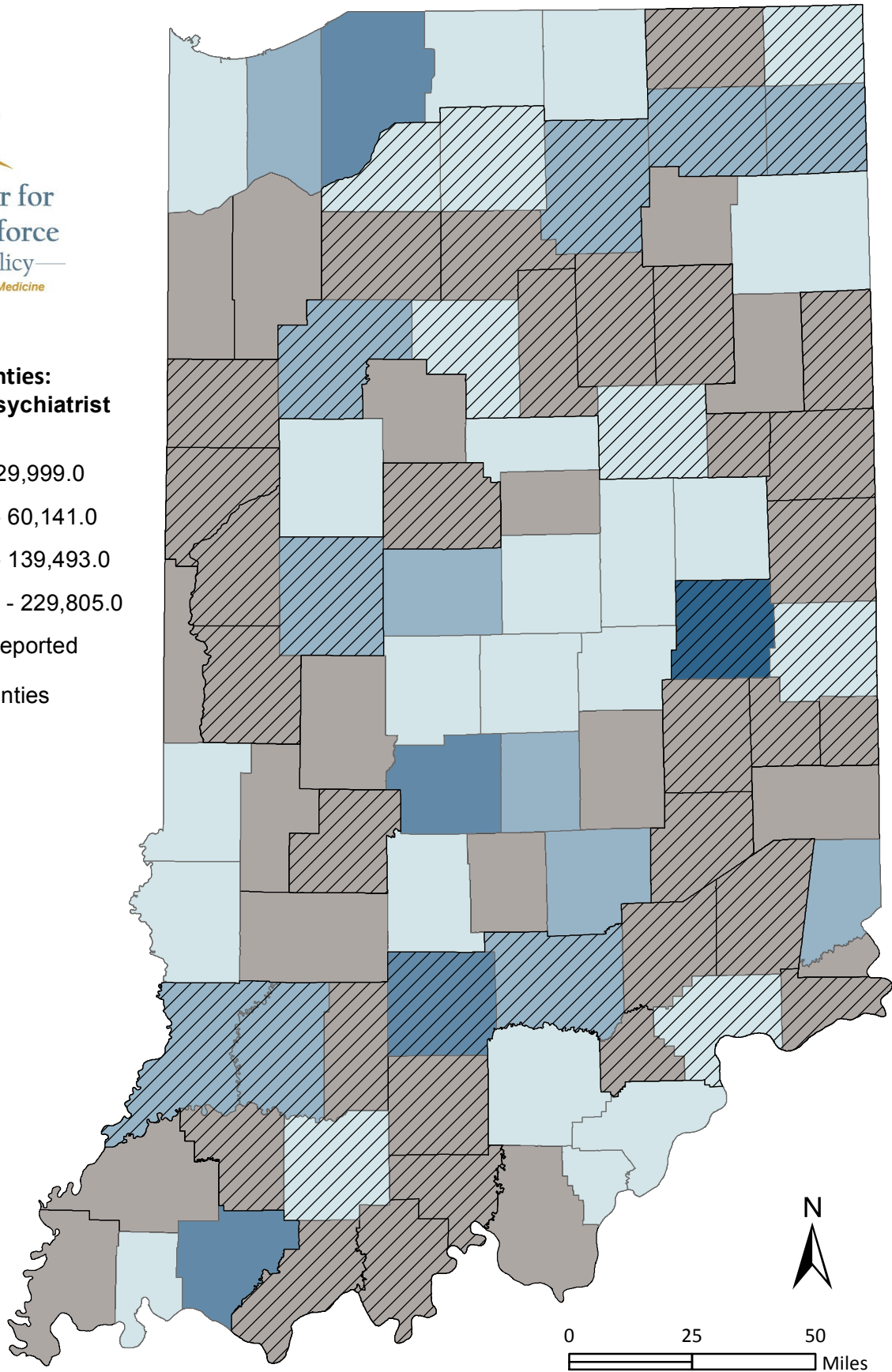




**Bowen Center for  
Health Workforce**  
— Research & Policy —  
*Indiana University School of Medicine*

**Indiana Counties:  
Population per Psychiatrist  
FTE**

-  4,029.0 - 29,999.0
-  29,999.1 - 60,141.0
-  60,141.1 - 139,493.0
-  139,493.1 - 229,805.0
-  No FTE Reported
-  Rural Counties



Source: Indiana Physician Re-Licensure Survey, 2015  
U.S. Census Bureau, ACS 5-year estimates, 2013